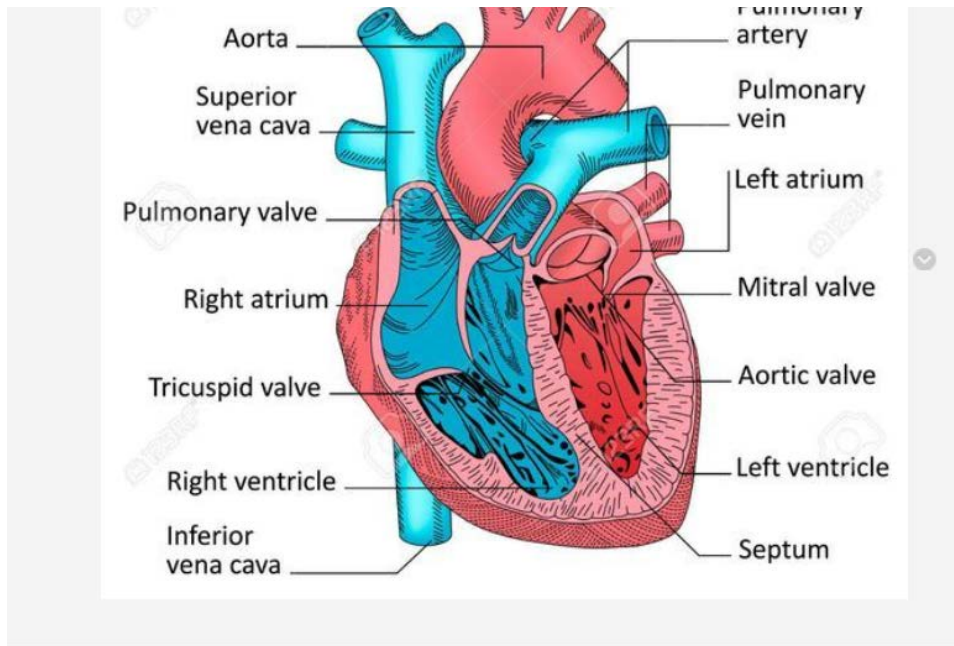


CREATING CONTENT IN BLACK BOARD

Reordering Content

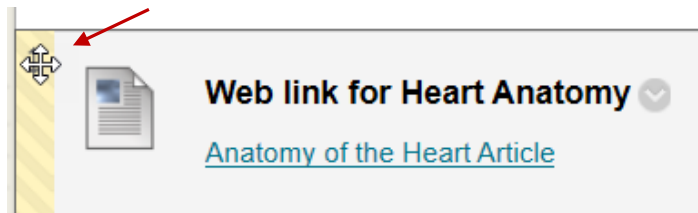
You may have noticed as you are creating new Items, they end up at the bottom of the list. This is the default in Blackboard.



Web link for Heart Anatomy


[Anatomy of Heart Article](#)

If you'd like to move the order of these around, move your cursor to the beginning of that item (*you will see a 4 headed arrow as seen below*), Click/hold and drag the item to the new placement. Let go of the mouse once you have it where you'd like it to be.




Now you can see you just moved Weblink for Heart Anatomy from the bottom, to the third item

Please review the Powerpoint presentation attached.



↑

 [Week 1 Lesson & Presentation](#) ✓

 **Weblink for Heart Anatomy**
[Anatomy of Heart Article](#)

 **Heart Anatomy**
Image of a Heart

 **ANATOMY OF THE**

This can be done for anything you create in Blackboard.